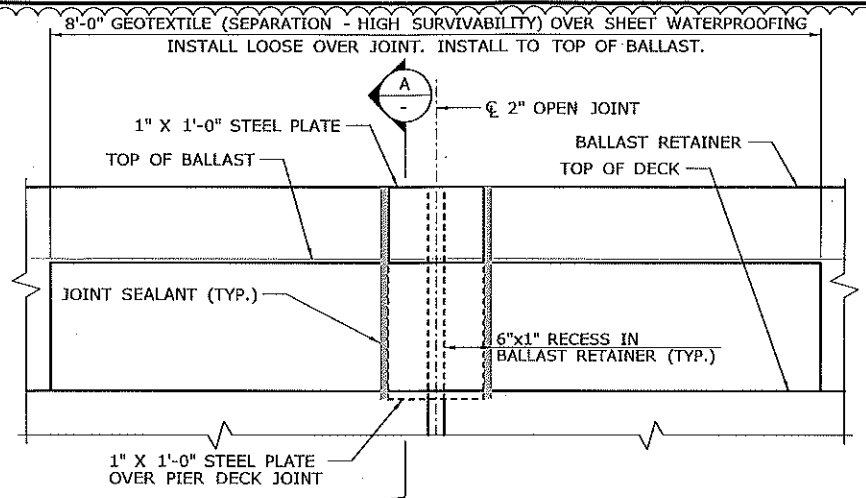
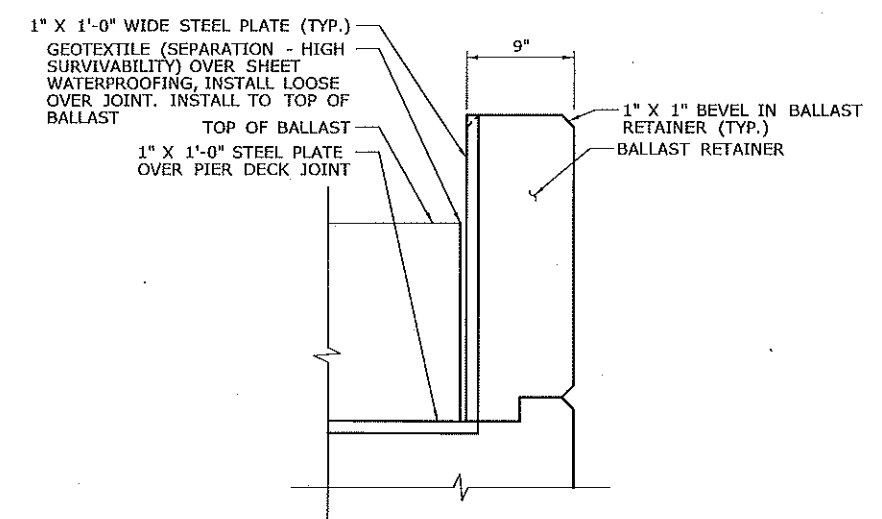


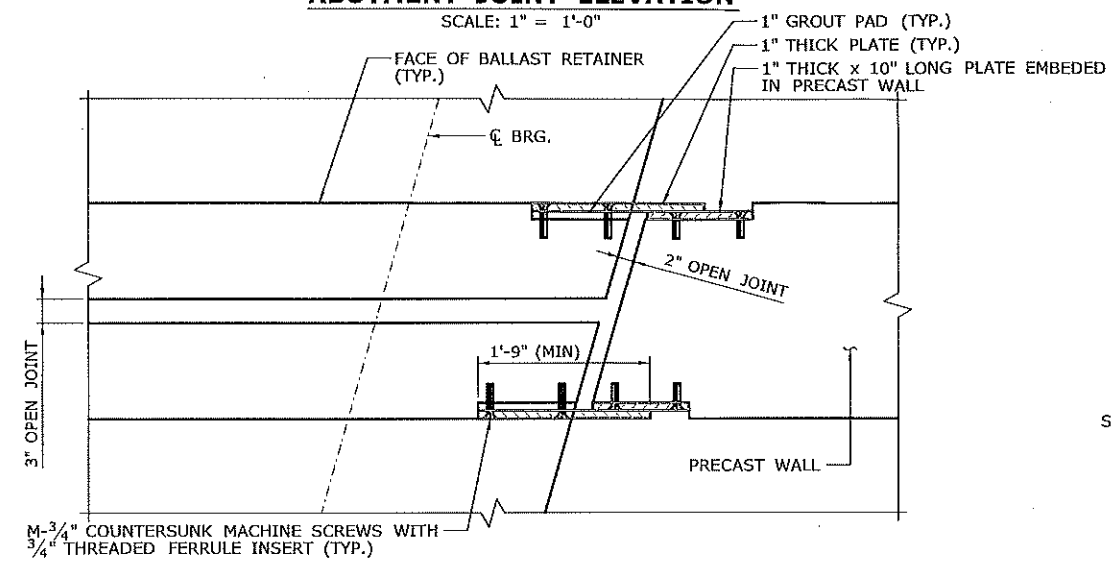
ABUTMENT JOINT ELEVATION
SCALE: 1" = 1'-0"



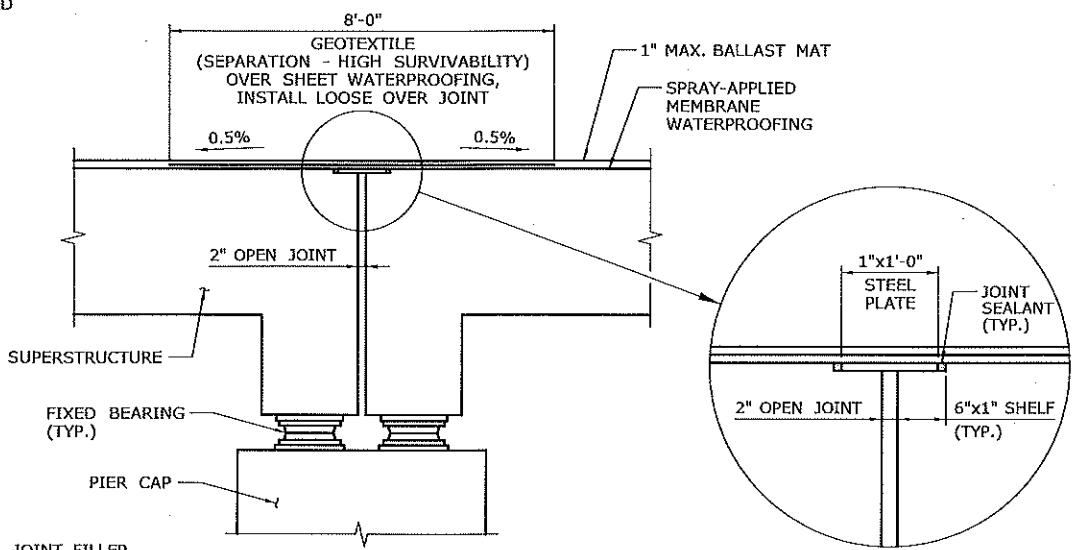
PIER JOINT ELEVATION
SCALE: 1" = 1'-0"



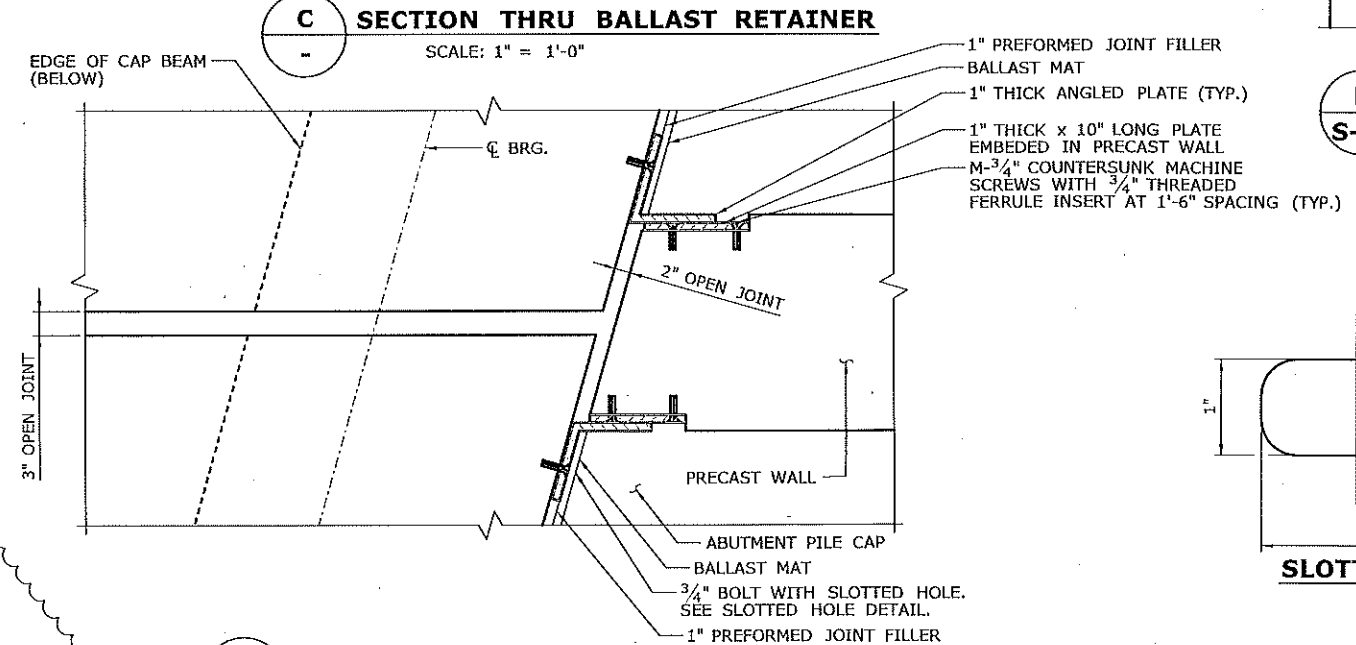
A BALLAST RETAINER AT JOINT SECTION
SCALE: 1 1/2" = 1'-0"



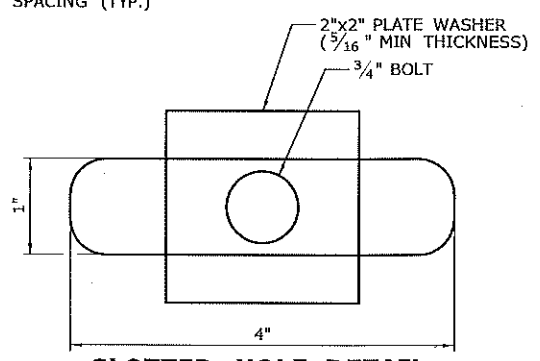
C SECTION THRU BALLAST RETAINER
SCALE: 1" = 1'-0"



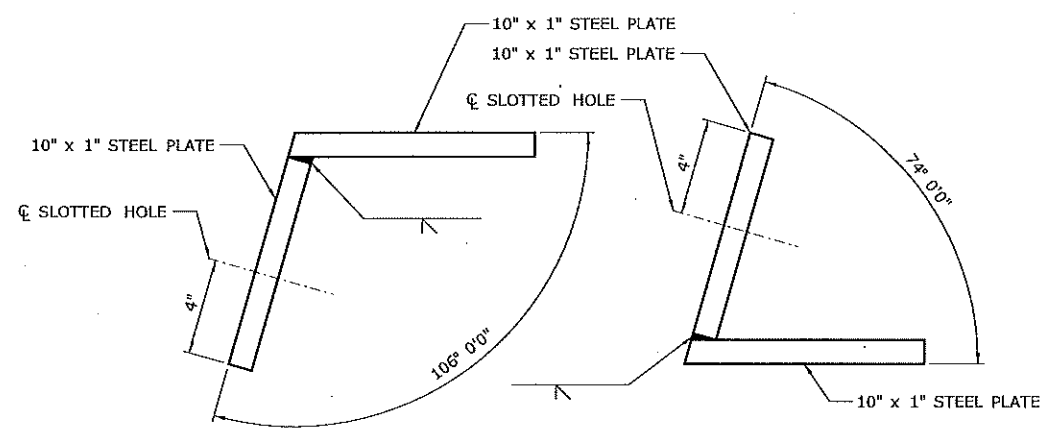
B SECTION
SCALE: 1/2" = 1'-0"



D SECTION THRU SUPERSTRUCTURE
SCALE: 1" = 1'-0"



SLOTTED HOLE DETAIL
SCALE: 1" = 1'-0"



ANGLED PLATE DETAILS
SCALE: 3/4" = 1'-0"

- NOTES**
1. PLATES, SCREWS AND THREADED INSERTS SHALL BE HOT-DIP GALVANIZED IN ACCORDANCE WITH ASTM A123.
 2. REPAIR DAMAGED GALVANIZATION IN FIELD WITH ZINC-RICH PAINT CONFORMING TO TT-P-641, TYPE 1 TO A DRY THICKNESS OF 3 TO 6 MILS. NO PAYMENT SHALL BE MADE FOR REPAIRING DAMAGED GALVANIZATION.
 3. STEEL PLATES SHALL BE PAID FOR UNDER THE ITEM "STRUCTURAL STEEL (LOW ALLOY)".
 4. STEEL PLATES AT ABUTMENT SHALL EXTEND TO THE BOTTOM OF THE INTEGRAL BACKWALL.

ADDENDUM NO. 3

4/26/2017 P:\Projects\Connecticut\369892\3500 CAD-025-Graphic\510 CAD\510.04 Struc.Bridge\MSA-Contract.Sheet-Files\SB_MSH_B08012R_0135_0301_JOINT-1.dgn

<table border="1"> <tr> <td>DESIGNER/DRAFTER: K. BARKER</td> <td rowspan="2"> </td> <td rowspan="2"> SIGNATURE/ BLOCK: </td> <td rowspan="2"> PROJECT TITLE: REPLACEMENT OF MNRR BRIDGE OVER ATLANTIC STREET PHASE 2 </td> <td rowspan="2"> TOWN: STAMFORD </td> <td rowspan="2"> PROJECT NO. 135-301 </td> </tr> <tr> <td>CHECKED BY: J. IVES</td> <td> DRAWING NO. S-67 </td> </tr> <tr> <td>SCALE AS NOTED</td> <td colspan="2"> STATE OF CONNECTICUT DEPARTMENT OF TRANSPORTATION </td> <td> AECOM 500 ENTERPRISE DRIVE ROCKY HILL, CT 06067 </td> <td> DRAWING TITLE: JOINT DETAILS </td> <td> SHEET NO. 01.05.067.A3 </td> </tr> <tr> <td> THE INFORMATION, INCLUDING ESTIMATED QUANTITIES OF WORK, SHOWN ON THESE SHEETS IS BASED ON LIMITED INVESTIGATIONS BY THE STATE AND IS IN NO WAY WARRANTED TO INDICATE THE CONDITIONS OF ACTUAL QUANTITIES OF WORK WHICH WILL BE REQUIRED. </td> <td> SHEET NO. </td> <td> PLOTTED DATE: 4/26/2017 </td> <td colspan="3"></td> </tr> <tr> <td> REV. DATE: 4/10/17 ADDENDUM NO. 3 - UPDATED DETAILS </td> <td> REVISION DESCRIPTION </td> <td> SHEET NO. </td> <td colspan="3"></td> </tr> </table>	DESIGNER/DRAFTER: K. BARKER		SIGNATURE/ BLOCK: 	PROJECT TITLE: REPLACEMENT OF MNRR BRIDGE OVER ATLANTIC STREET PHASE 2	TOWN: STAMFORD	PROJECT NO. 135-301	CHECKED BY: J. IVES	DRAWING NO. S-67	SCALE AS NOTED	STATE OF CONNECTICUT DEPARTMENT OF TRANSPORTATION		AECOM 500 ENTERPRISE DRIVE ROCKY HILL, CT 06067	DRAWING TITLE: JOINT DETAILS	SHEET NO. 01.05.067.A3	THE INFORMATION, INCLUDING ESTIMATED QUANTITIES OF WORK, SHOWN ON THESE SHEETS IS BASED ON LIMITED INVESTIGATIONS BY THE STATE AND IS IN NO WAY WARRANTED TO INDICATE THE CONDITIONS OF ACTUAL QUANTITIES OF WORK WHICH WILL BE REQUIRED.	SHEET NO.	PLOTTED DATE: 4/26/2017				REV. DATE: 4/10/17 ADDENDUM NO. 3 - UPDATED DETAILS	REVISION DESCRIPTION	SHEET NO.				<p>ADDENDUM NO. 3</p>				
DESIGNER/DRAFTER: K. BARKER							SIGNATURE/ BLOCK: 	PROJECT TITLE: REPLACEMENT OF MNRR BRIDGE OVER ATLANTIC STREET PHASE 2	TOWN: STAMFORD	PROJECT NO. 135-301																					
CHECKED BY: J. IVES		DRAWING NO. S-67																													
SCALE AS NOTED	STATE OF CONNECTICUT DEPARTMENT OF TRANSPORTATION		AECOM 500 ENTERPRISE DRIVE ROCKY HILL, CT 06067	DRAWING TITLE: JOINT DETAILS	SHEET NO. 01.05.067.A3																										
THE INFORMATION, INCLUDING ESTIMATED QUANTITIES OF WORK, SHOWN ON THESE SHEETS IS BASED ON LIMITED INVESTIGATIONS BY THE STATE AND IS IN NO WAY WARRANTED TO INDICATE THE CONDITIONS OF ACTUAL QUANTITIES OF WORK WHICH WILL BE REQUIRED.	SHEET NO.	PLOTTED DATE: 4/26/2017																													
REV. DATE: 4/10/17 ADDENDUM NO. 3 - UPDATED DETAILS	REVISION DESCRIPTION	SHEET NO.																													