

ROBOTICS BRIDGE CONSTRUCTION: EXPERIMENTAL PHASE 1

Quarterly Progress Report
For the period ending August 31, 2020

Submitted by:
Ali Javed, Research Assistant
Islam Mantawy, Ph.D., Research Assistant Professor
Atorod Azizinamini, Ph.D., PE., Director of ABC-UTC

Graduate Student: Ali Javed

Affiliation: Department of Civil and Environmental Engineering
Florida International University
Miami, Florida



ACCELERATED BRIDGE CONSTRUCTION
UNIVERSITY TRANSPORTATION CENTER

Submitted to:
ABC-UTC
Florida International University
Miami, FL

1. Background and Introduction

Robotics and Automation are widely used in several industries such as automobile, electronics, and aerospace mainly due to the nature of their massive production and design standardization. Unlike other industries, construction industry leaders are reluctant to integrate automation and robotic applications in their construction techniques due to unsuitability of most current conventional design to the available automation and robotics applications; the nature of large scale construction activity; material limitations; managerial concerns; and the lack of comprehensive proven research findings and guidelines related to robotics and automation in construction field. Many challenges are associated with current robotics and automated techniques such as limitations in developed 3D-printed materials; the inability of most developed 3D-printed materials to sustain standard structural loading; and challenges of 3D-printing with reinforcement which is essential for structural elements to achieve the designed capacity. In ABC-UTC we proposed a step forward toward automating bridge construction “Robotic Bridge Construction” by constructing and experimentally testing bridge elements made through robotics and automation. This project is the second phase of the ongoing project of “Robotics and Automation in ABC Projects: Exploratory Phase- ABC-UTC-2016-C2-FIU05”. In the exploratory phase, the PIs are identifying suitable materials, ultra-high-performance concrete”, suitable robotic systems “mobile robot and 3d-printing system”, and suitable prefabricated bridge elements “UHPC shells for bridge columns and beams”.

2. Problem Statement

Advances in automation and robotics in manufacturing industries are not comparable to the construction industry due to the unsuitability of such approach to the current design and construction techniques, the customized structure elements and connections, and the limitation in materials to be used is automated construction. The task of constructing bridge elements have several challenges including the material strength, bond strength in between layers, flexibility, mobility and adaptation of reinforcement which will be addressed in this project.

3. Objectives and Research Approach

The main objectives of this project are:

- 1- Material level testing for the proposed UHPC design mixture for automation. The material selection is being developed under the exploratory phase of this project.
- 2- Construction of UHPC shell for beams and columns using automated systems or robot which are both developed under the exploratory phase.
- 3- Large level testing or the robotic bridge elements (UHPC shells for beams and columns) and comparison with those constructed using conventional construction.

4- Preliminary investigation on robotic and automated construction for repair and retrofit for field application.

4. Description of Research Project Tasks

Figure 1 shows the proposed project flowchart for the assembly of 3D printer.

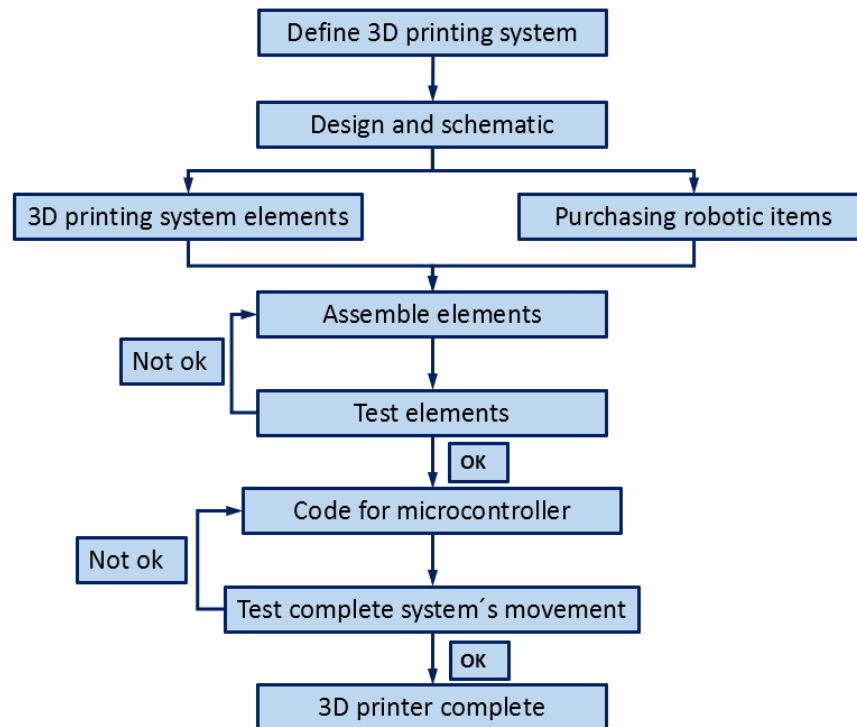


Figure 1: 3D Printer Assembly Flowchart

Task 1 – Verification of Exploratory Phase Results

Under this task, verification of the results from the exploratory phase for both material selection and robotic systems will be conducted and iterated to ensure the logistics of constructing UHPC shells for bridge columns and beams.

Progress: This task is 100% complete. The UHPC constituents were finalized from the exploratory phase to construct UHPC shell formworks. The components to construct 3D printer has already been selected and purchased to make the final assembly. These components include a system which can 3D print large scale UHPC shells of different shapes.

Task 2- Robotic Construction for Material Testing

In this task, material testing for the proposed design mixture for UHPC is conducted. The material testing is conducted for specimens cast regularly such as UHPC cylinders for both compression and modulus of elasticity tests, dog-bone test for tensile strength, and small beams for flexural

tests. The material level test will also include specimens cast using robotics and automation such as UHPC cubes for compression tests. This step is important to verify the mechanical properties of the used mixture and the effect of the automation on the mechanical properties in case of using heated print heads.

*Progress: This task is 90% complete. After the selection of material, a small UHPC wall was printed and checked to ascertain properties like buildability, constructability and open time between layers for the large specimen. Several different ultra-high-performance concrete (UHPC) mixes were used and tested to obtain proper workability and flowability for 3D-printing as shown in **Figure 2**. The material was also heated to obtain the properties like open time and buildability in 3D-printing so it was essential to verify the mechanical properties of the material. The heating was done as shown in **Figure 3** and then specimen was cut into cubes to check the strength properties as shown in **Figure 4**.*



Figure 2: Workability of the material



Figure 3: Material Heating



Samples Preparation



Compression test of cubes

Figure 4: Material testing

Task 3– Robotic Construction for Large Scale Specimens

In this task, robotic construction will be used to prefabricate UHPC shells that act as stay-in-place formwork. The prefabricated UHPC shells using robotic construction will include beam and column specimens similar to those tested previously using conventional formwork.

*Progress: This task is 40% complete. The complete printing assembly has already been designed and the assembly parts have been procured to build the 3D printer for large scale specimen. Initially, a small wall is 3D printed in small segments and multiple layers as shown in **Figure 5**. After performing important tests to verify mechanical properties like compressive strength and bond strength between layers, the complete UHPC shell beam cap will be printed under this task.*




Figure 5: 3D printed UHPC wall

Task 4– Experimental Testing for Large Specimens

In this task, the beam specimen of UHPC shell using robotic construction will be tested under a 3-point load test setup. The column specimen of UHPC shell using robotic construction will be tested under constant axial load and incremental lateral load.

Progress: Not started.

Task 5– Comparative Study between Conventional Construction and Robotic Construction Including Contracting

In this task, the response of both specimens will be compared to similar specimens which were fabricated using conventional construction. In addition, contracting methods will be studied to help constructor on facilitating this proposed automated construction technique.

Progress: Not started.

Task 6- Final Report

Final report will summarize the findings of this proposed research.

Progress: The research team submitted a journal article to Transportation Research Record (TRR) for possible publication in the journal and for presentation in virtual TRB 2021

5. Schedule

Figure 5 shows the progress of the project during the first quarter.

| Item | % Completed |
|--|-------------|
| Percentage of Completion of this project to Date | 35% |

| Research Task | 2020 | | | | | | | | | | | 2021 | | | | | | |
|---|-----------|-----------|-----------|-----------|-----------|----------|----------|----------|----------|----------|----------|----------|----------|----------|---|----------|----------|----------|
| | M | A | M | J | J | A | S | O | N | D | J | F | M | A | M | J | J | A |
| Task 1 - Verification of Exploratory Phase Results | Proposed | Proposed | Proposed | | | | | | | | | | | | | | | |
| Task 2 - Robotic Construction for Material Testing | Completed | Completed | Completed | Proposed | Proposed | Proposed | | | | | | | | | | | | |
| Task 3 - Robotic Construction for Large Scale Specimens | | | | Completed | Completed | | Proposed | Proposed | Proposed | | | | | | | | | |
| Task 4 - Experimental Testing for Large Specimens | | | | | | | | | | Proposed | Proposed | Proposed | | | | | | |
| Task 5 - Comparative Study between Conventional Construction and Robotic Construction Including Contracting | | | | | | | | | | | | Proposed | Proposed | Proposed | | | | |
| Task 6 - Final Report | | | | | | | | | | | | | | | | Proposed | Proposed | Proposed |


 Proposed
 Completed

Figure 5: Project flowchart.